

De Anza College Office of Institutional Research and Planning

To: Lauren Balducci, Dean of Counseling and Disability Support Programs & Services and Title IX Coordinator

From: Lisa Ly, Senior Research Analyst

Date: 6/1/2021

Subject: Title IX Student Survey, Spring 2021

The Title IX online survey was sent by the Office of Communications to students enrolled during spring 2021 quarter. Of the 16,021 student enrollees, a random sample of 7,000 received the survey link. A total of 217 responses were collected between May 18, 2021 and May 28, 2020 for a response rate of 3%.

Survey Highlights

Demographics

- Most of the survey respondents have attended De Anza for 8 or more quarters (30%), followed by 2 to 3 quarters (28%) and 6 to 7 quarters (22%).
- Respondents are likely to be between 18 to 24 years old (59%), Asian (41%) or White (32%), female (62%) and heterosexual (62%).

General Climate

- 76% (166) of respondents “agreed” or “strongly agreed” they feel safe at De Anza.
- 35% (77) of respondents “agreed” or “strongly agreed” they know where to report sexual harassment and/or sexual misconduct issues on campus.
- 61% (133) of respondents “agreed” or “strongly agreed” they would feel comfortable reporting sexual harassment and/or sexual misconduct issues to a De Anza employee.
- 30% (65) of respondents “agreed” or “strongly agreed” there is a good support system for De Anza students who report sexual harassment and/or sexual misconduct.

Leadership, Policies and Reporting Perceptions

- 60% (131) of respondents “agreed” or “strongly agreed” they have confidence that De Anza will apply the formal procedures to address complaints of sexual misconduct fairly.
- 77% (167) of respondents indicated it is “moderately likely” or “extremely likely” De Anza would take corrective action against the offender. When probed if their response would be the same if the offender was an employee of the college, 68% (148) of respondents indicated it is “moderately likely” or “extremely likely.”
- 69% (150) of respondents indicated it is “moderately likely” or “extremely likely” De Anza would take steps to protect the person making the report from retaliation.

- 14% (31) of respondents have completed the eCheckup To Go Sexual Violence Prevention Program located in MyPortal. Among these respondents, 58% (18) felt the training was useful.
- 29% (63) of respondents know where to find Sexual Harassment/Title IX information on the college website.
- 6% (13) have referred to the Title IX website or filed a report.

Behavior and Consent

- Respondents were asked to rate on a scale from 0 to 5, with 0 being not likely and 5 being extremely likely, how likely they were to engage in activities listed below. Results are summarized for responses rated as a 4 or 5.
 - 79% (172) of respondents were likely to ask for verbal consent when they are intimate with their partner, even if their relationship is long term.
 - 91% (197) of respondents were likely to stop having sex with a partner if they say to stop, even if the sexual activity started consensually.
 - 82% (177) of respondents were likely to not have sex with a partner if they were drunk.
 - 90% (195) of respondents were likely to stop sexual activity when asked to, even if they were already sexually aroused.
 - 83% (181) of respondents were likely to confront a friend who plans to give someone alcohol to get sex.
 - 86% (186) of respondents were likely to confront a friend who is hooking up with someone who is passed out.
 - 70% (151) of respondents were likely to challenge a friend who uses insulting words to describe someone.
 - 66% (144) of respondents were likely to challenge a friend who made a sexist joke.

Sexual Assault Perceptions

- Respondents were asked to rate on a scale from 1 to 5, with 1 being strongly disagree and 5 being strongly agree, their level of agreement with the statements listed below. Results are summarized for responses rated as a 4 or 5.
 - 12% (27) of respondents were likely to agree when people go to parties wearing revealing clothes, they are asking for trouble.
 - 8% (17) of respondents were likely to agree if someone goes to a room alone with another person at a party, it is their own fault if they are sexually assaulted.
 - 30% (66) of respondents were likely to agree sexual assault can happen when someone is hooking up with a lot of people.
 - 12% (25) of respondents were likely to agree that sexual assault is unlikely to happen by someone they know.

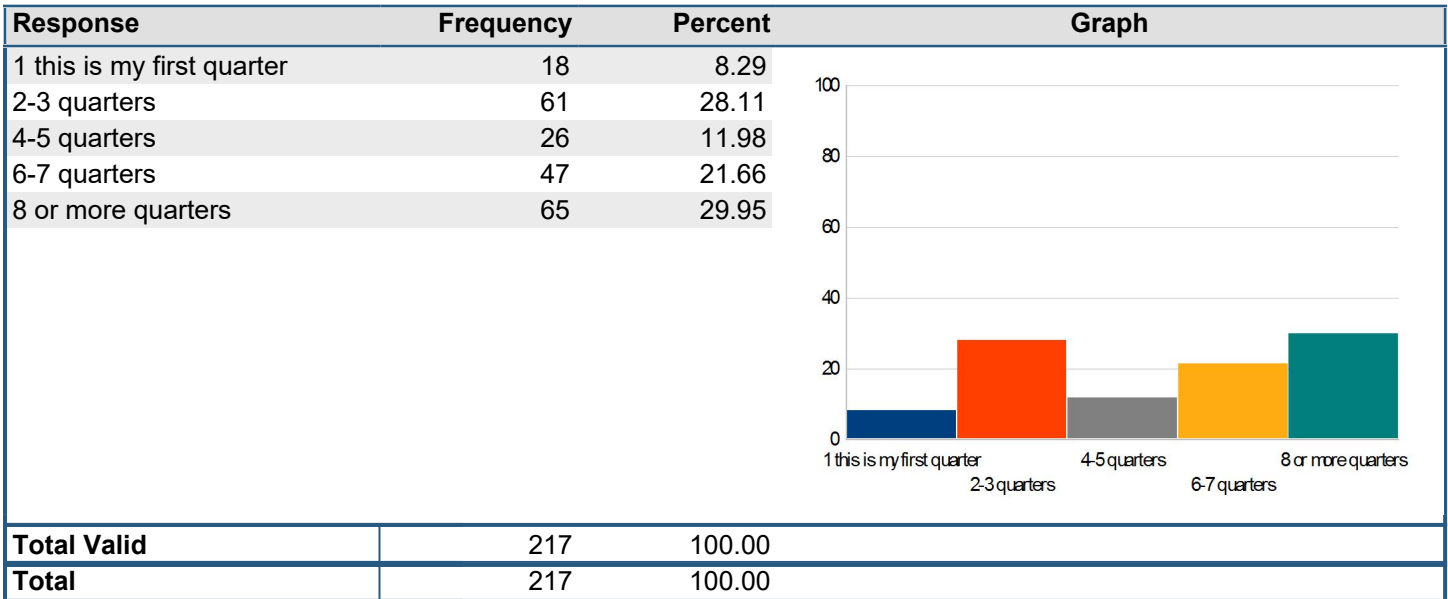
- 13% (29) of respondents were likely to agree that people do not usually tend to sexually assault another person, but sometimes they get too sexually carried away.
- 12% (25) of respondents were likely to agree that if someone is sexually assaulted while they were drunk, they are at least someone responsible for what happened.
- 23% (49) of respondents were likely to agree that if someone is drunk, they might sexually assault someone unintentionally.
- 6% (14) of respondents were likely to agree that if someone does not physically fight back, they cannot really say they were sexually assaulted.
- 10% (22) of respondents were likely to agree that if someone does not say “no,” they cannot claim sexual assault.
- 10% (21) of respondents were likely to agree that people who say they were sexually assaulted agreed to have sex and then regretted it.

Sexual Misconduct

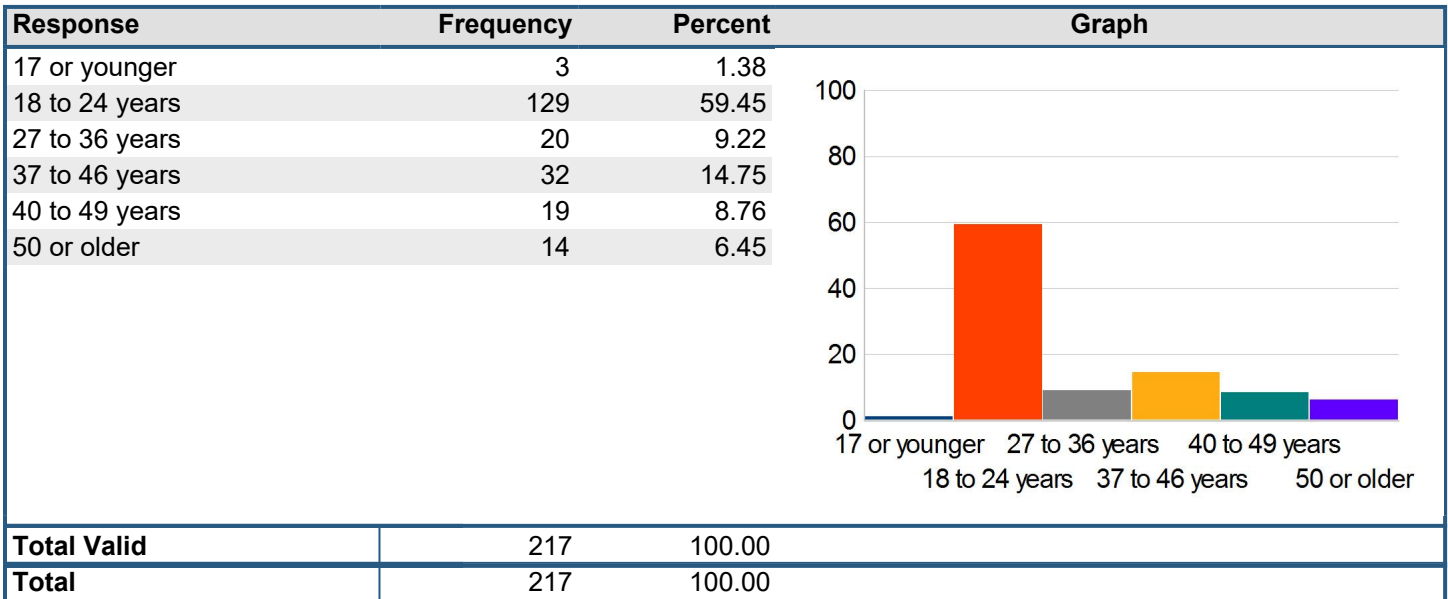
- 9% (20) of respondents have experienced unwanted behavior on campus, in an online class, or through a college sponsored activity?
- Respondents were probed about the unwanted behavior and whether they confided in anyone. Answer choices were provided and respondents could select more than one response. Respondents indicated the type of unwanted behavior was sexual harassment (11), stalking (10) and/or touching of a sexual nature (9). Respondents indicated they told no one (12) or confided in a close friend other than a roommate (12) and/or a romantic partner (6). Those who did not confide in anyone about the unwanted behavior indicated they wanted to forget it happened (9), felt ashamed/embarrassed (8) and/or did not think others would think it was serious (7).
- 16% (35) of respondents have experienced unwanted contact while drinking alcohol or after.
- 6% (13) of respondents have been drugged without their consent.

Spring 2021 Title IX Student Survey

1. How many quarters have you been a student at De Anza College?



2. What is your age?



3. Which racial/ethnic group do you most identify? (select all that apply)

Response	Frequency	Percent	Graph
African American	8	3.69	
Asian	89	41.01	
Filipinx	14	6.45	
Latinx	42	19.35	
Pacific Islander	4	1.84	
White	70	32.26	
Decline to state	22	10.14	
Total Valid	217	100.00	
Total	217	100.00	

4. Which gender do you most identify?

Response	Frequency	Percent	Graph
Female	134	61.75	
Male	74	34.10	
Agender/Non-binary	7	3.23	
Genderqueer/Gender-nonconforming	1	0.46	
Transgender Male	0	0.00	
Other	0	0.00	
Total Valid	216	99.54	
Invalid Response	1	0.46	
Total	217	100.00	

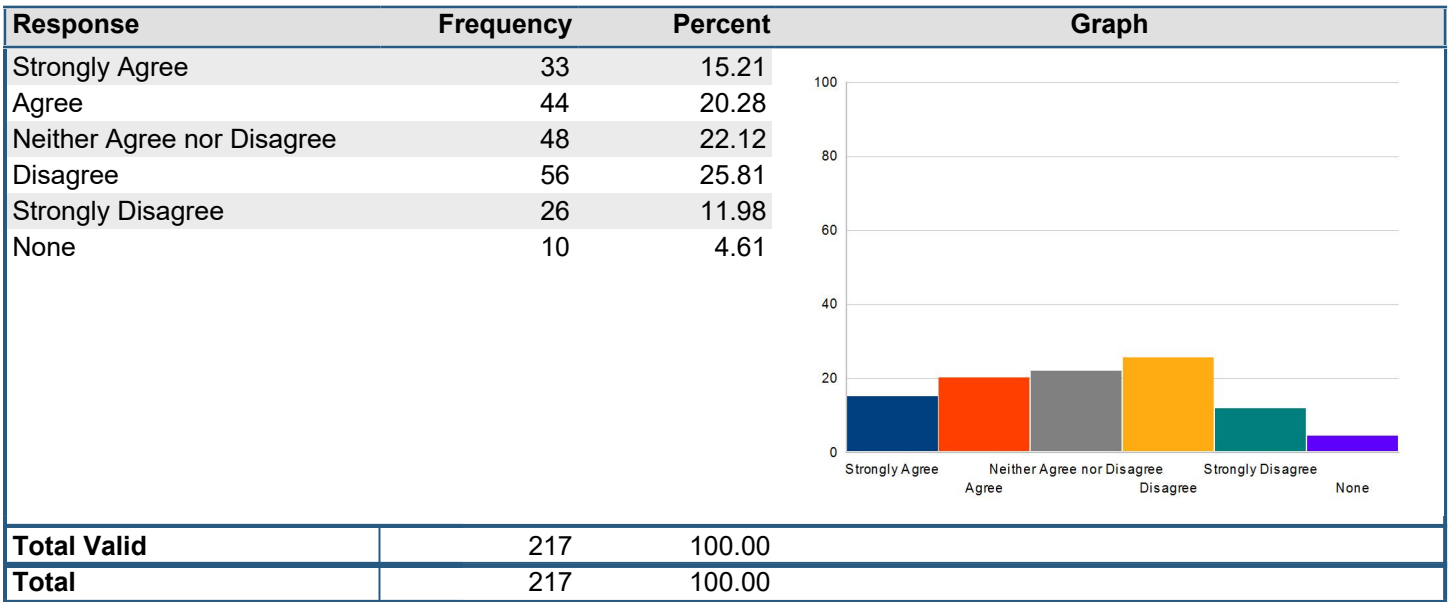
5. Which term best describes your sexual orientation?

Response	Frequency	Percent	Graph
Heterosexual	135	62.21	
Bisexual	24	11.06	
Asexual	8	3.69	
Gay	5	2.30	
Lesbian	6	2.76	
Queer	6	2.76	
Gender Queer	0	0.00	
Bigender	0	0.00	
Transgender	1	0.46	
Agender	1	0.46	
Gender Variant	0	0.00	
Pangender	0	0.00	
Pansexual	7	3.23	
Transsexual	0	0.00	
2/Two-Spirit	0	0.00	
Intersex	0	0.00	
Ally	2	0.92	
Questioning	9	4.15	
Other	11	5.07	
Total Valid	215	99.08	
Invalid Response	2	0.92	
Total	217	100.00	

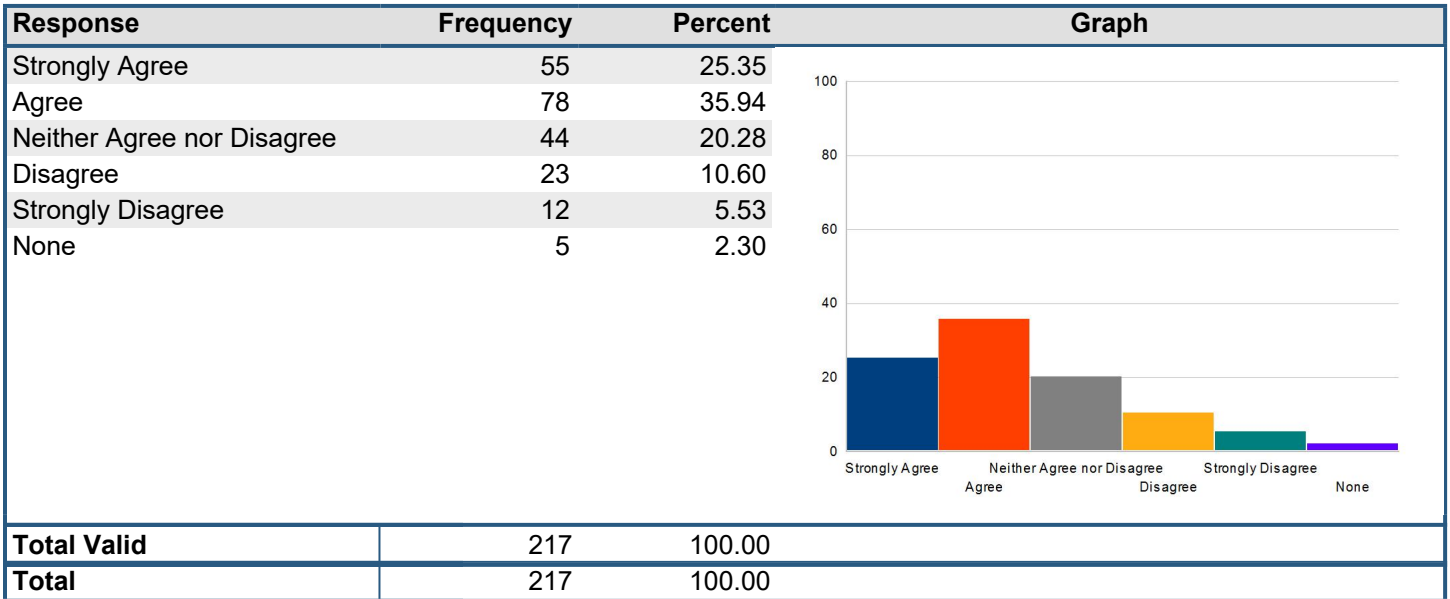
6. I feel safe at De Anza College.

Response	Frequency	Percent	Graph
Strongly Agree	69	31.80	
Agree	97	44.70	
Neither Agree nor Disagree	44	20.28	
Disagree	6	2.76	
Strongly Disagree	1	0.46	
Total Valid	217	100.00	
Total	217	100.00	

7. I know where to report sexual harassment and/or sexual misconduct issues on campus.



8. I would feel comfortable reporting sexual harassment and/or sexual misconduct issues to a De Anza employee.



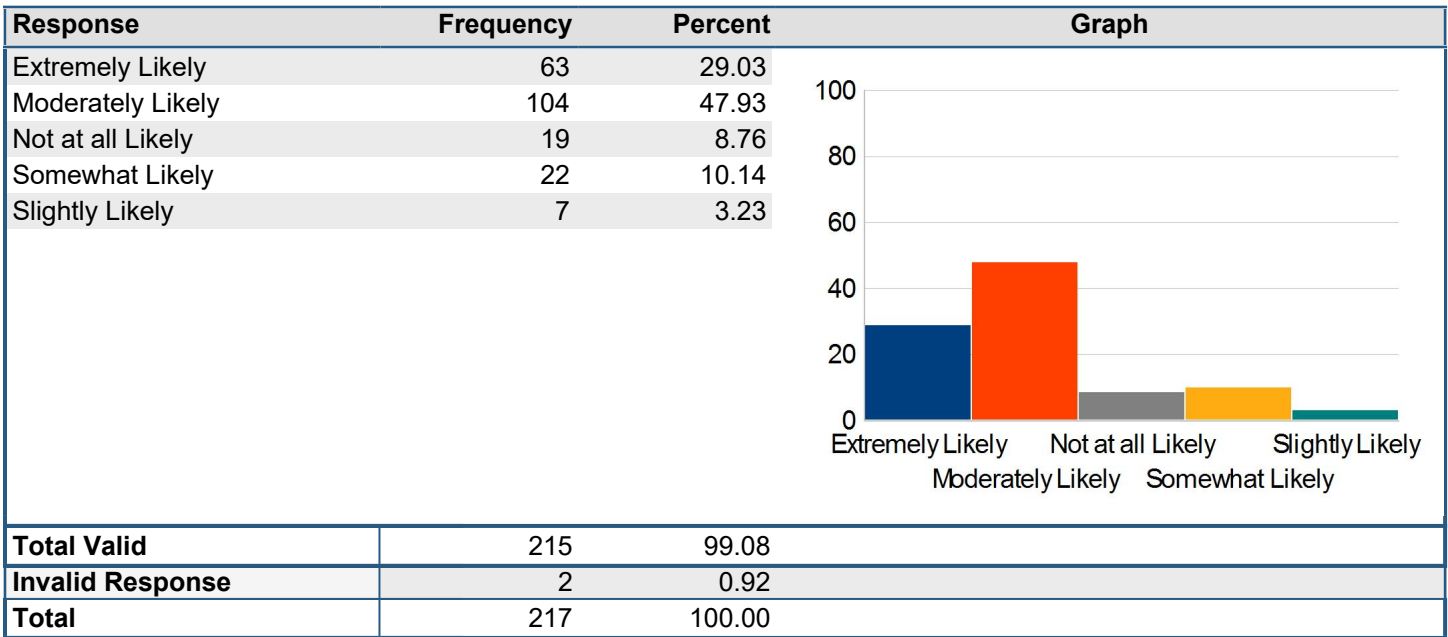
9. There is a good support system for De Anza students who report sexual harassment and/or sexual misconduct.

Response	Frequency	Percent	Graph
Strongly Agree	25	11.52	
Agree	40	18.43	
Neither Agree nor Disagree	111	51.15	
Disagree	7	3.23	
Strongly Disagree	9	4.15	
None	25	11.52	
Total Valid	217	100.00	
Total	217	100.00	

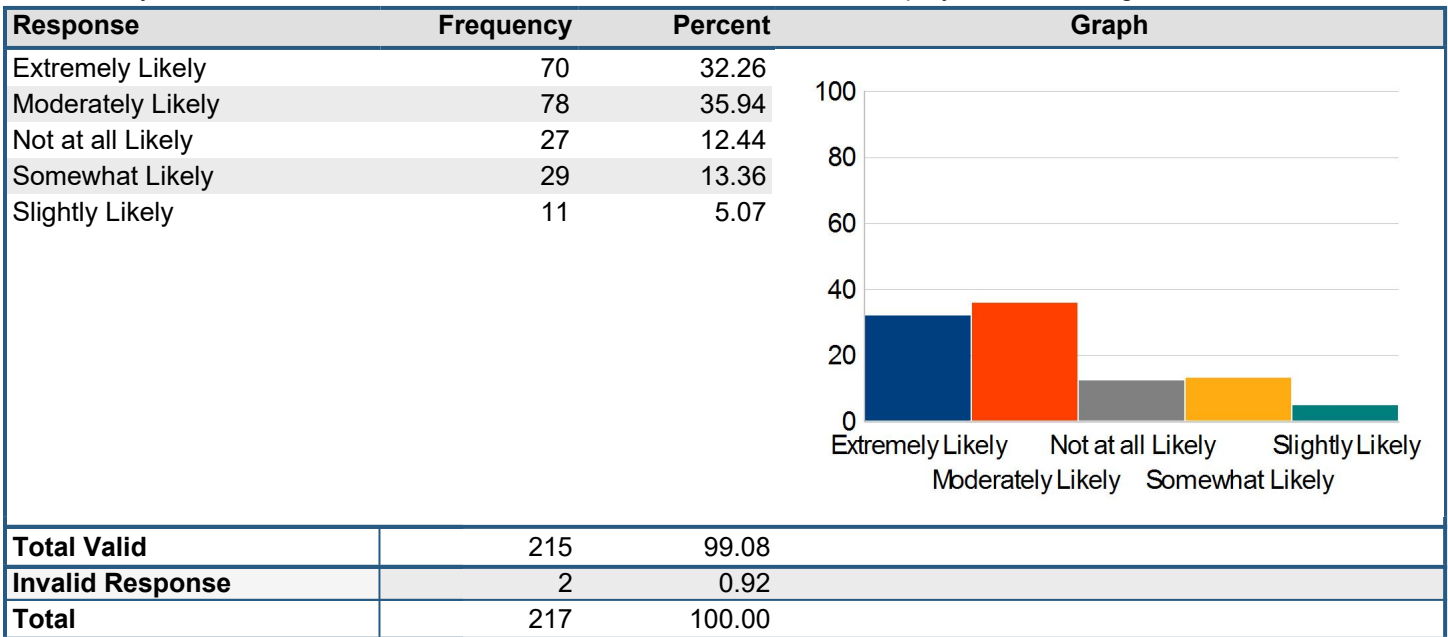
10. I have confidence that De Anza College will apply the formal procedures to address complaints of sexual misconduct fairly.

Response	Frequency	Percent	Graph
Strongly Agree	41	18.89	
Agree	90	41.47	
Neither Agree nor Disagree	59	27.19	
Disagree	10	4.61	
Strongly Disagree	10	4.61	
None	6	2.76	
Total Valid	216	99.54	
Invalid Response	1	0.46	
Total	217	100.00	

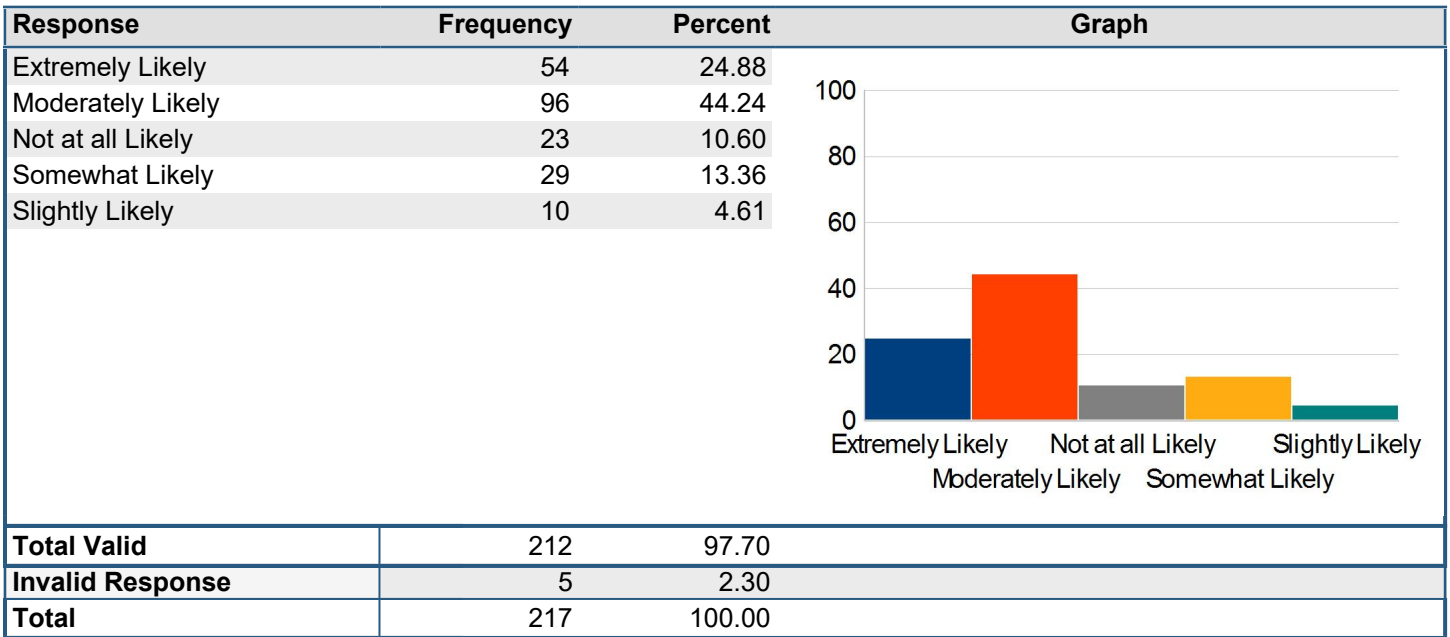
11. The college would take corrective action against the offender.



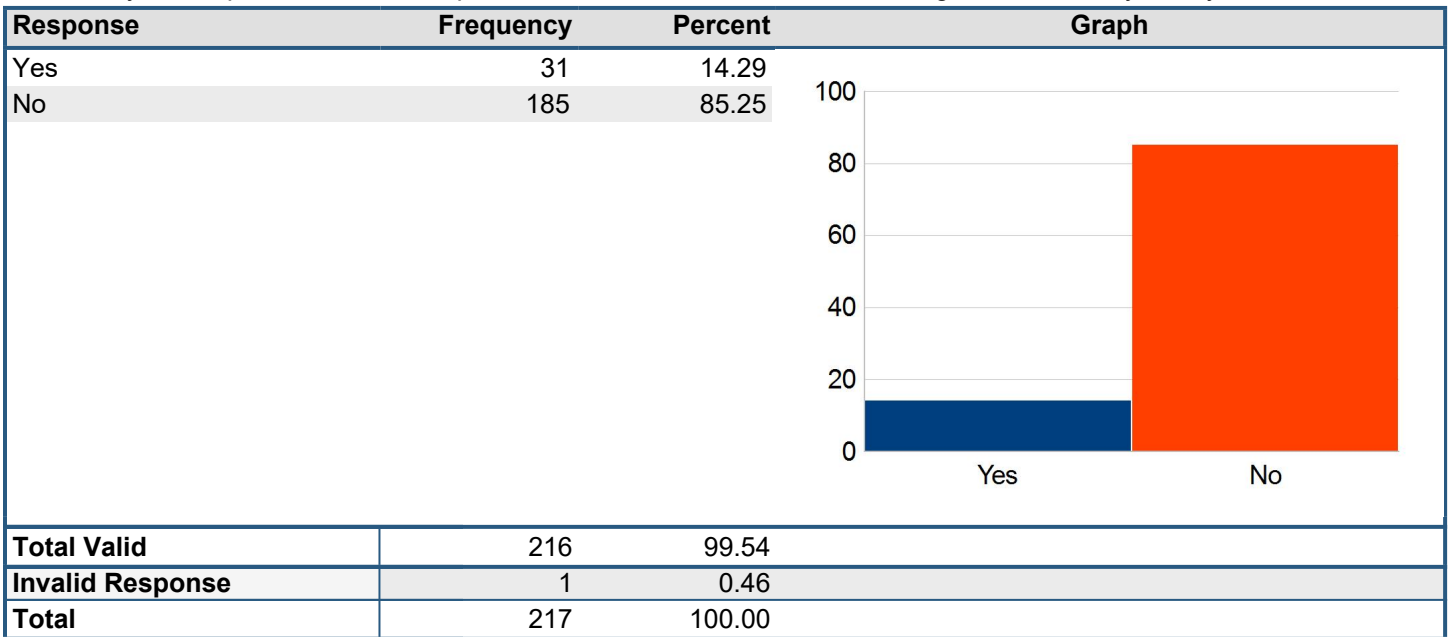
12. Would your answer be the same as the above if the offender was an employee of the college?



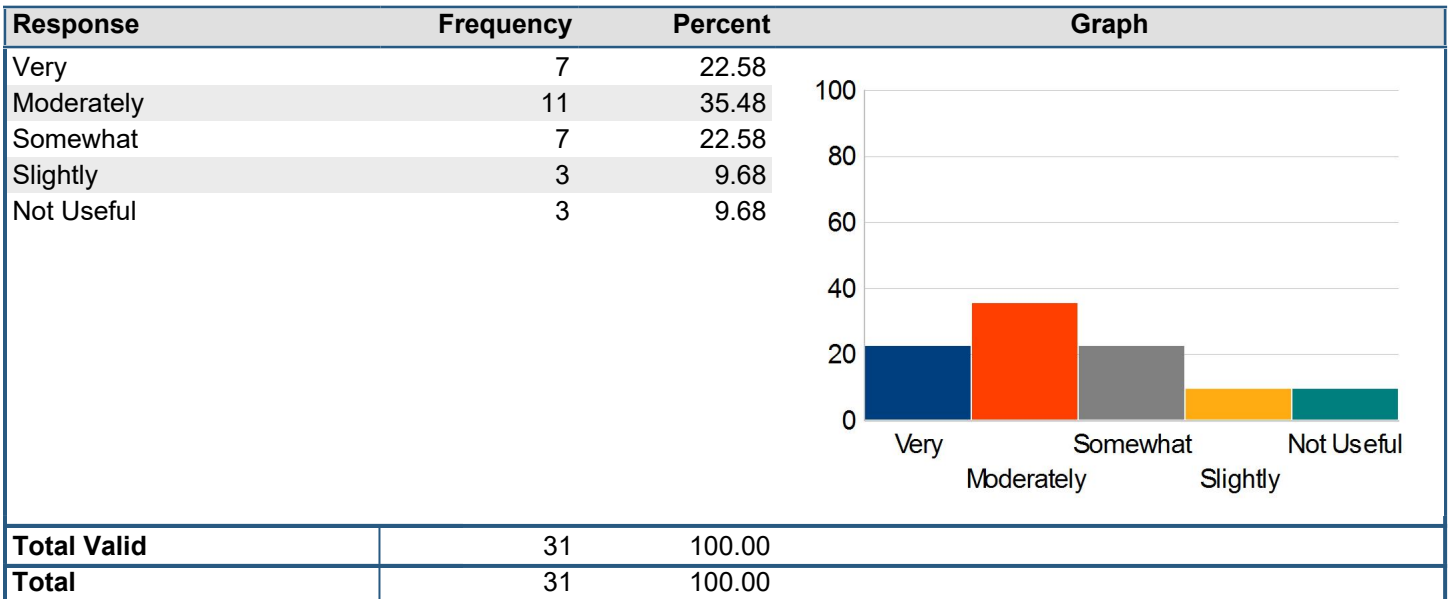
13. The college would take steps to protect the person making the report from retaliation.



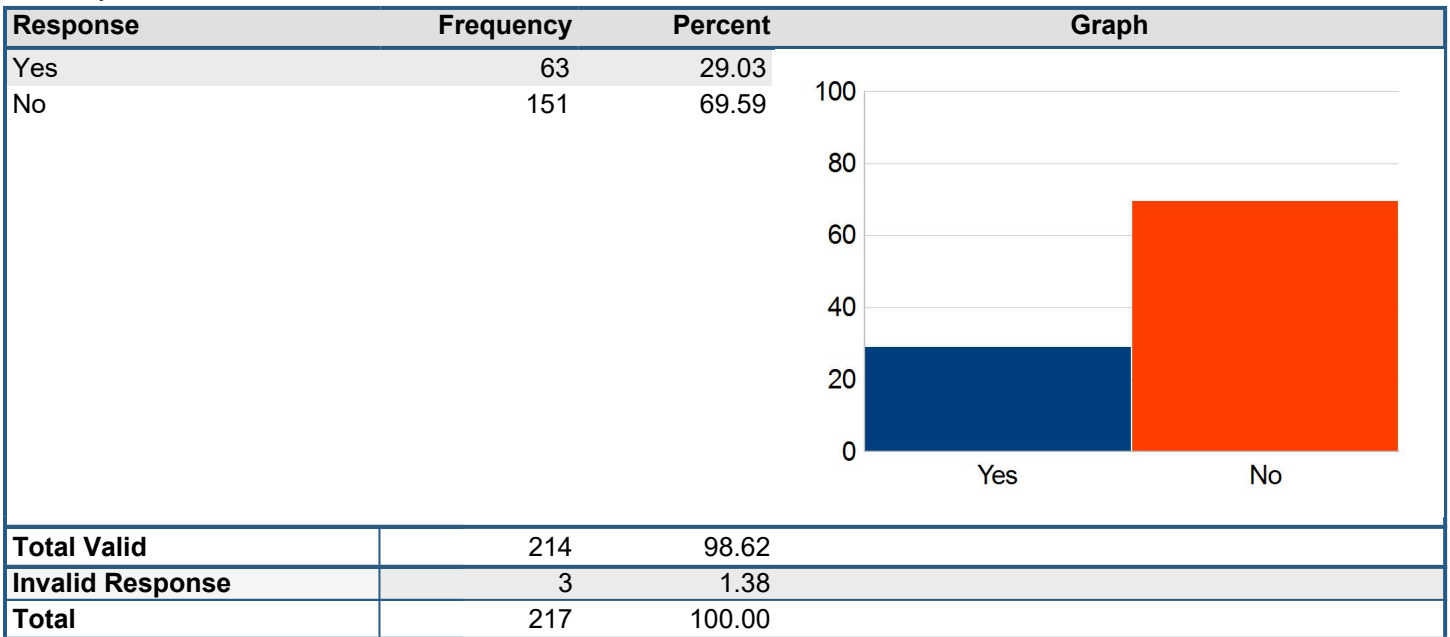
14. Have you completed the eCheckup To Go Sexual Violence Prevention Program located in your MyPortal account?



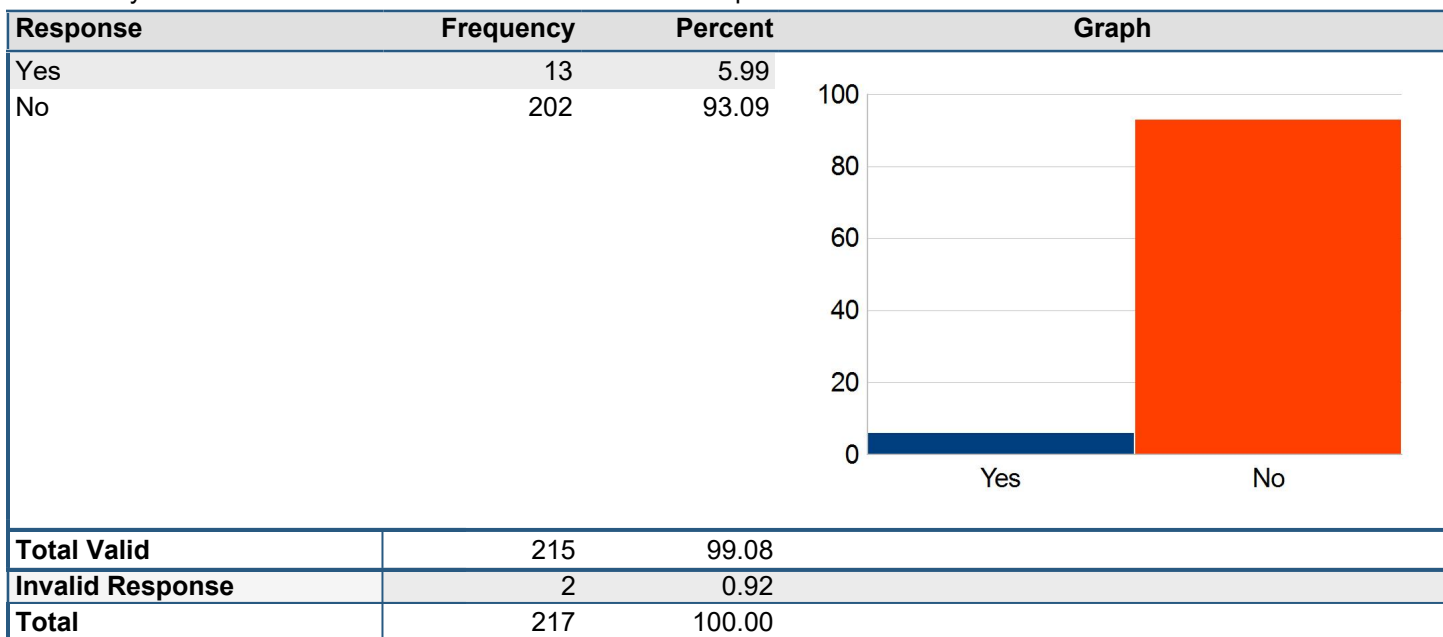
15. How useful did you think the training was?



16. Do you know where to find Sexual Harassment/Title IX information on the De Anza website?

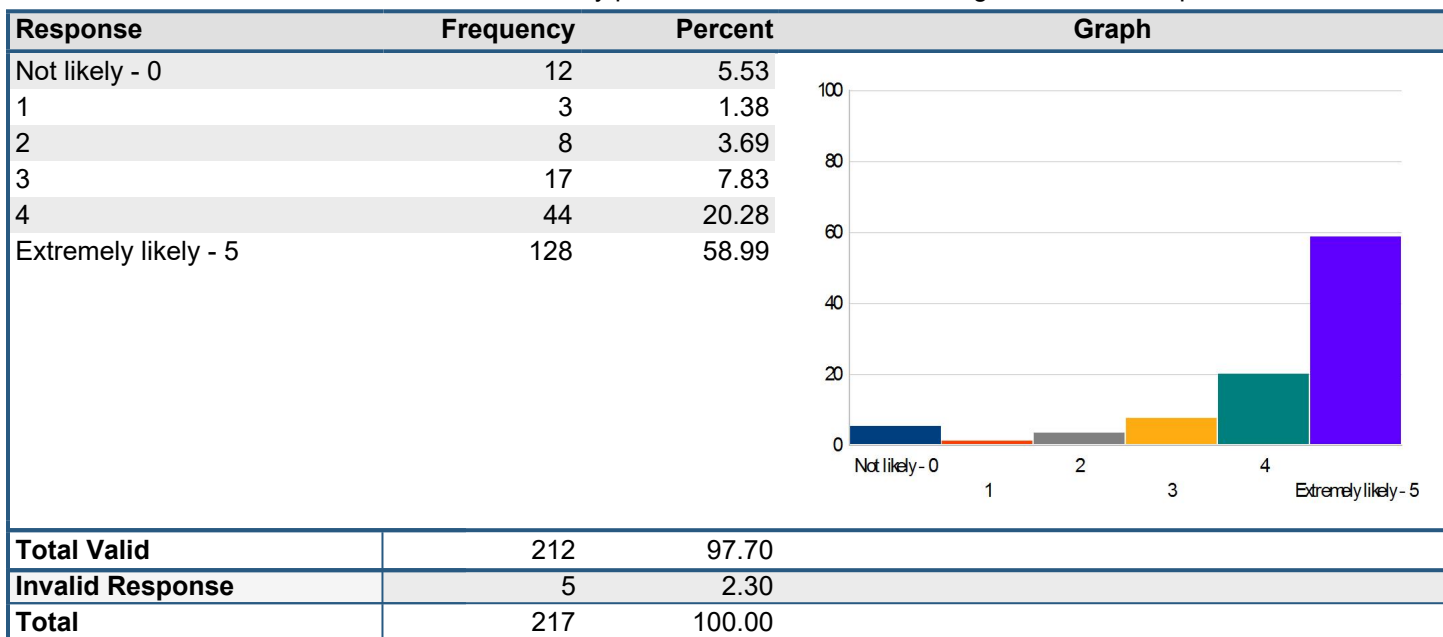


17. Have you ever referred to the Title IX website or filed a report?

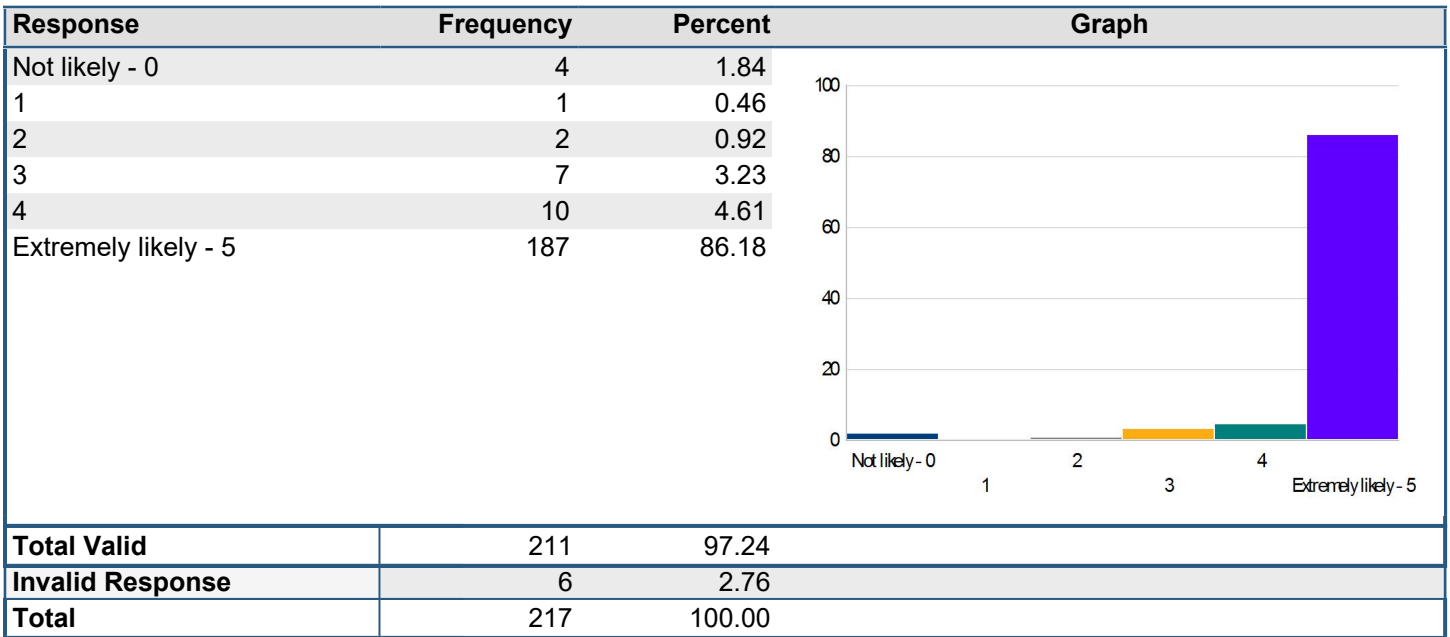


18. How likely are you to engage in the following activities, using a scale from 0 to 5, with 0 being not likely and 5 being extremely likely.

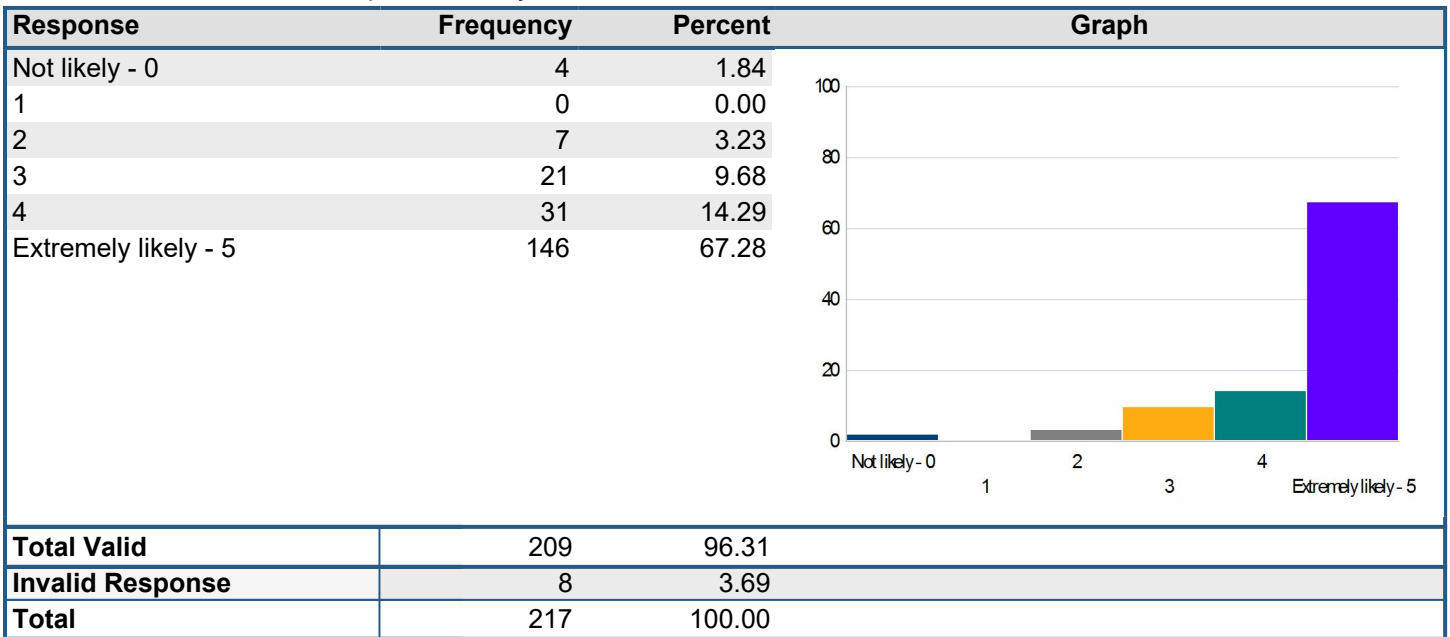
Ask for verbal consent when I am intimate with my partner, even if we are in a long-term relationship.



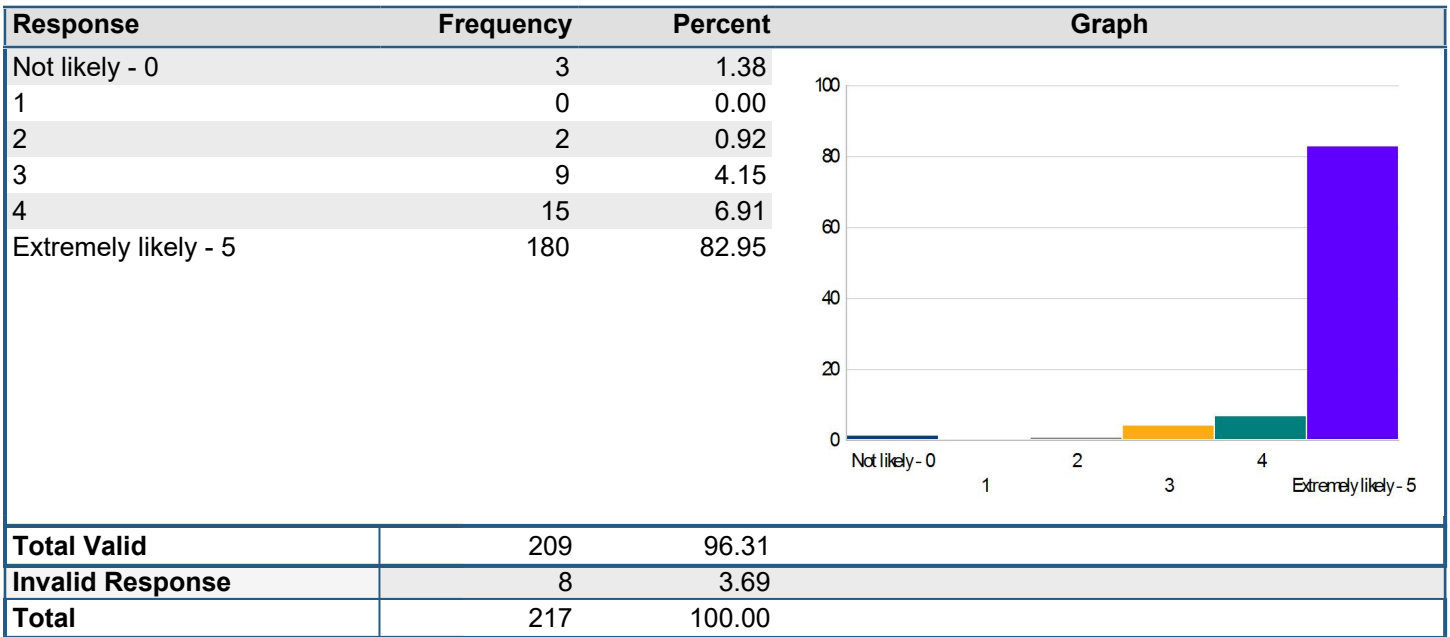
Stop having sex with a partner if they say to stop, even if it started consensually.



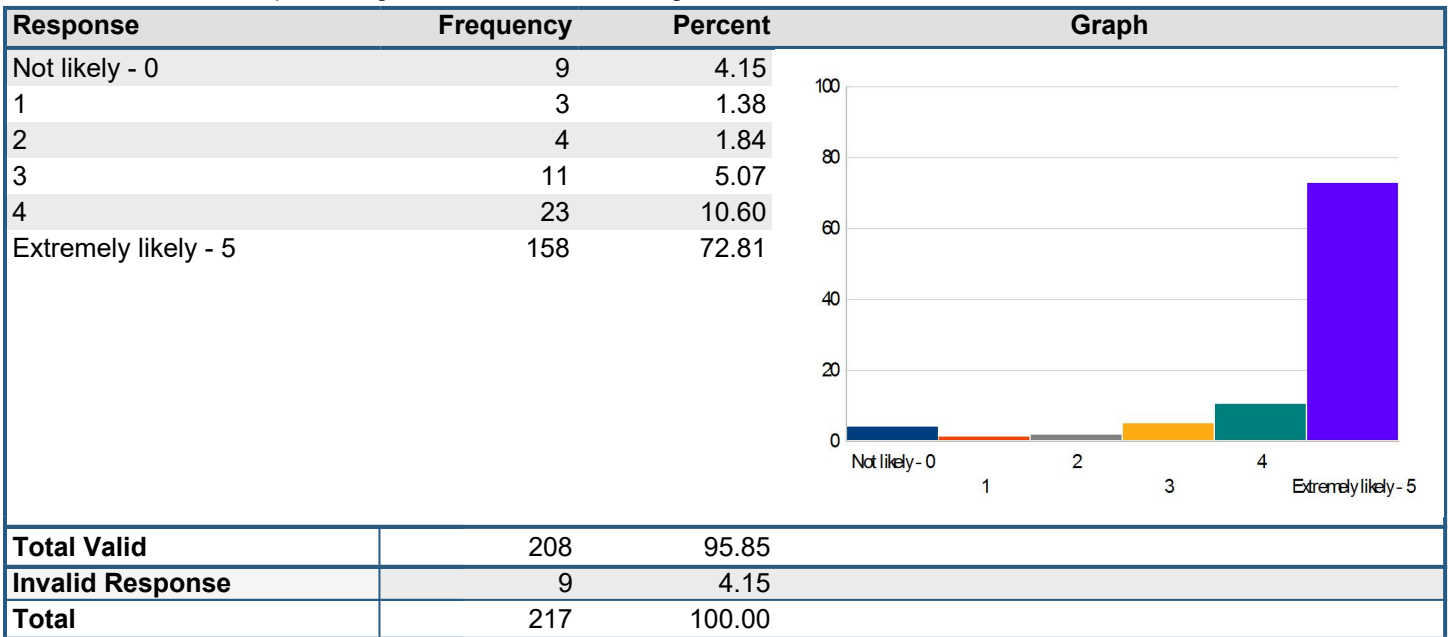
Decide not to have sex with a partner if they are drunk.



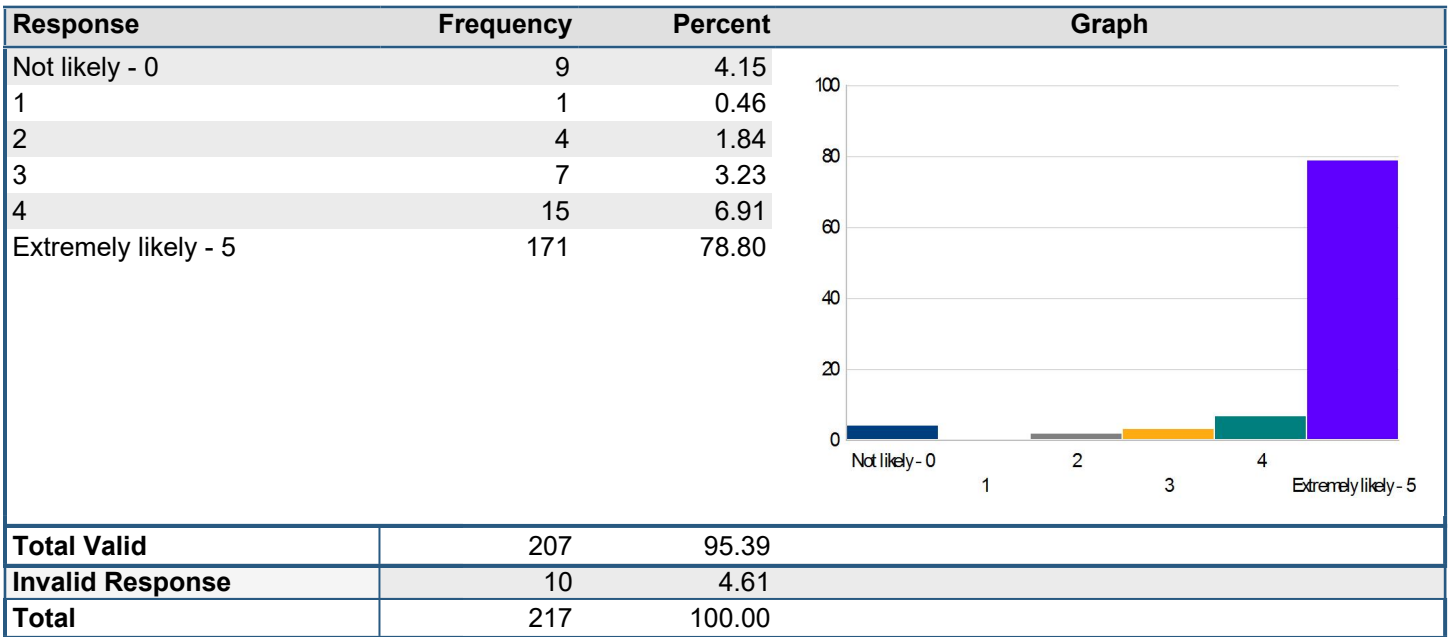
Stop sexual activity when asked to, even if I am already sexually aroused.



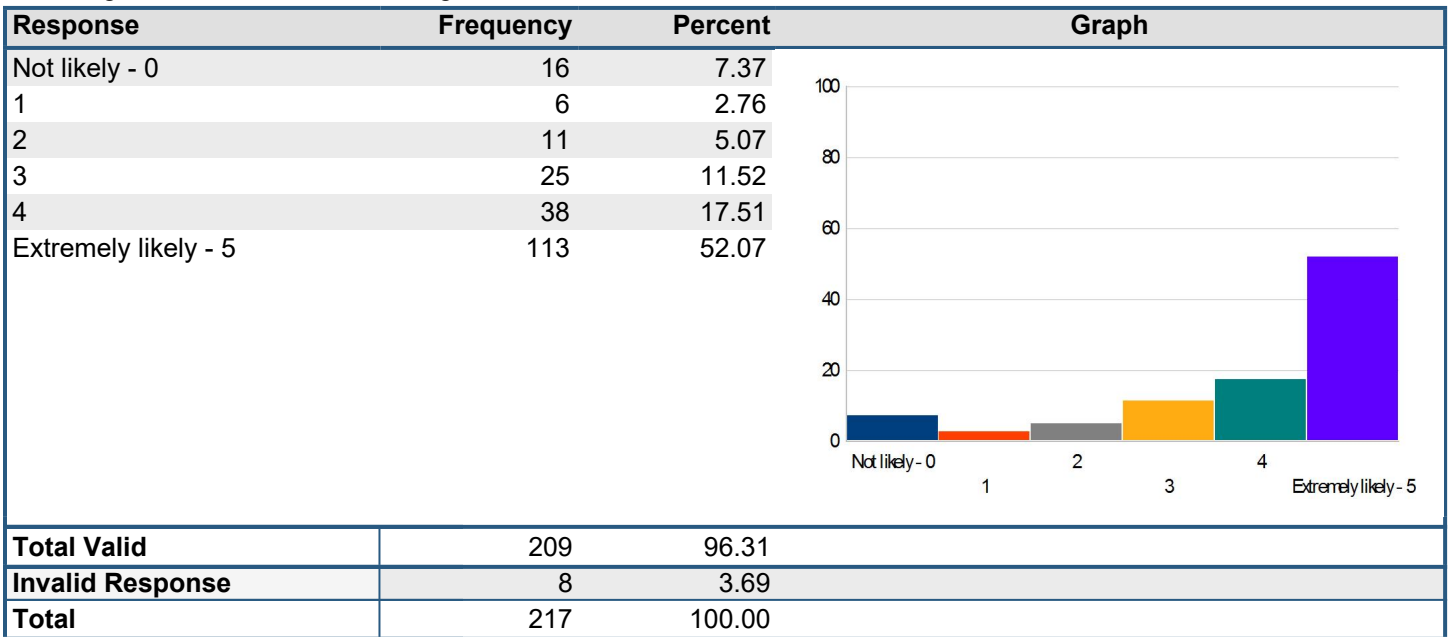
Confront a friend who plans to give someone alcohol to get sex.



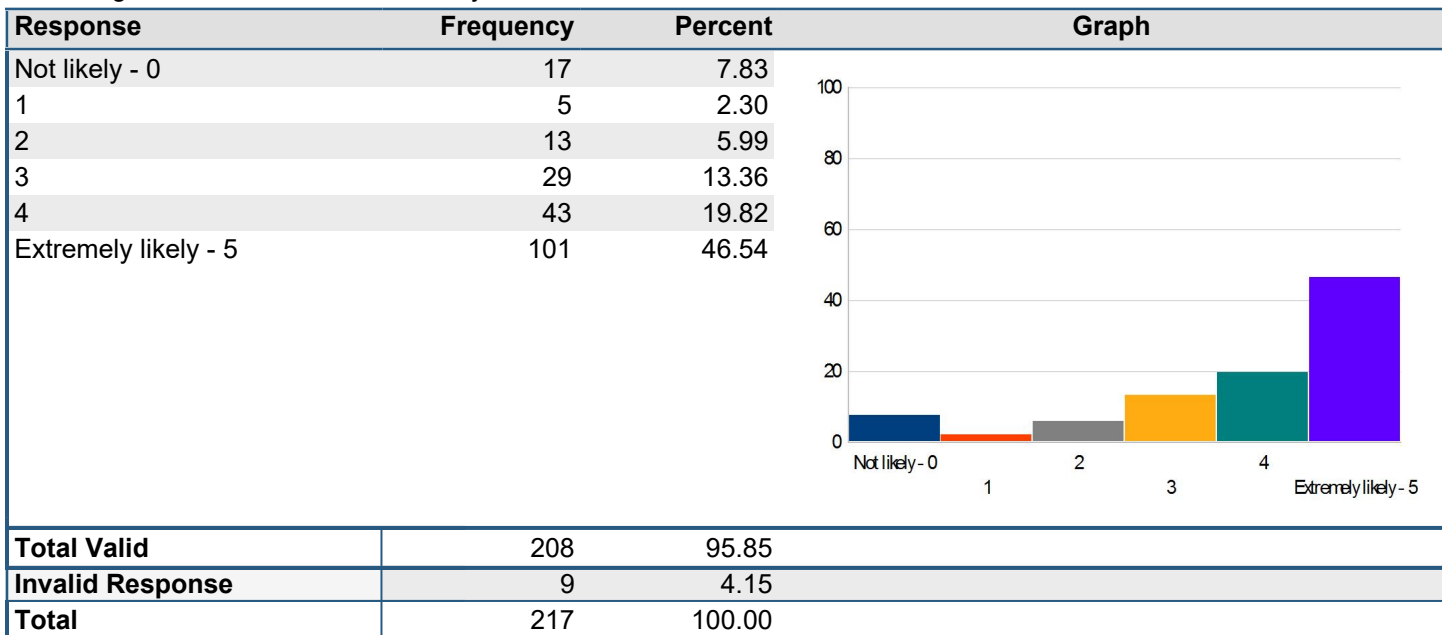
Confront a friend who is hooking up with someone who is passed out.



Challenge a friend who uses insulting words to describe someone.

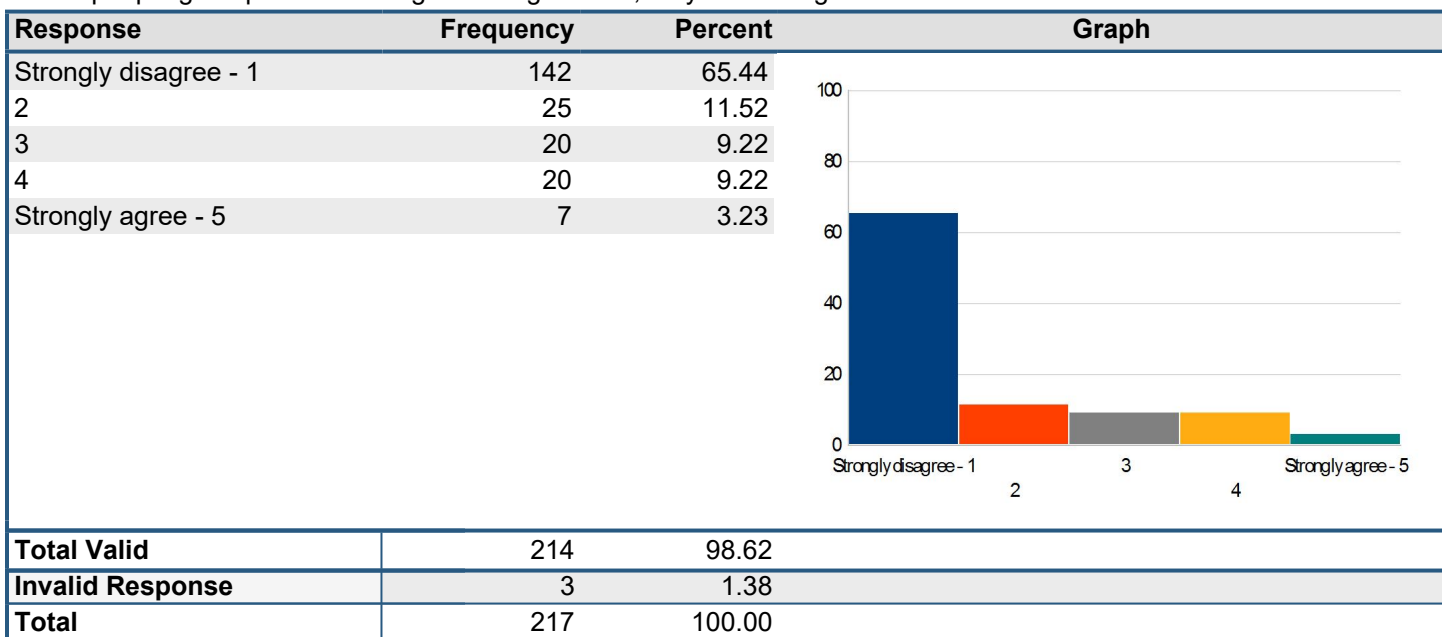


Challenge a friend who made a sexist joke.



19. Please rate your level of agreement with the following statements with 1 being strongly disagree and 5 being strongly agree.

When people go to parties wearing revealing clothes, they are asking for trouble.



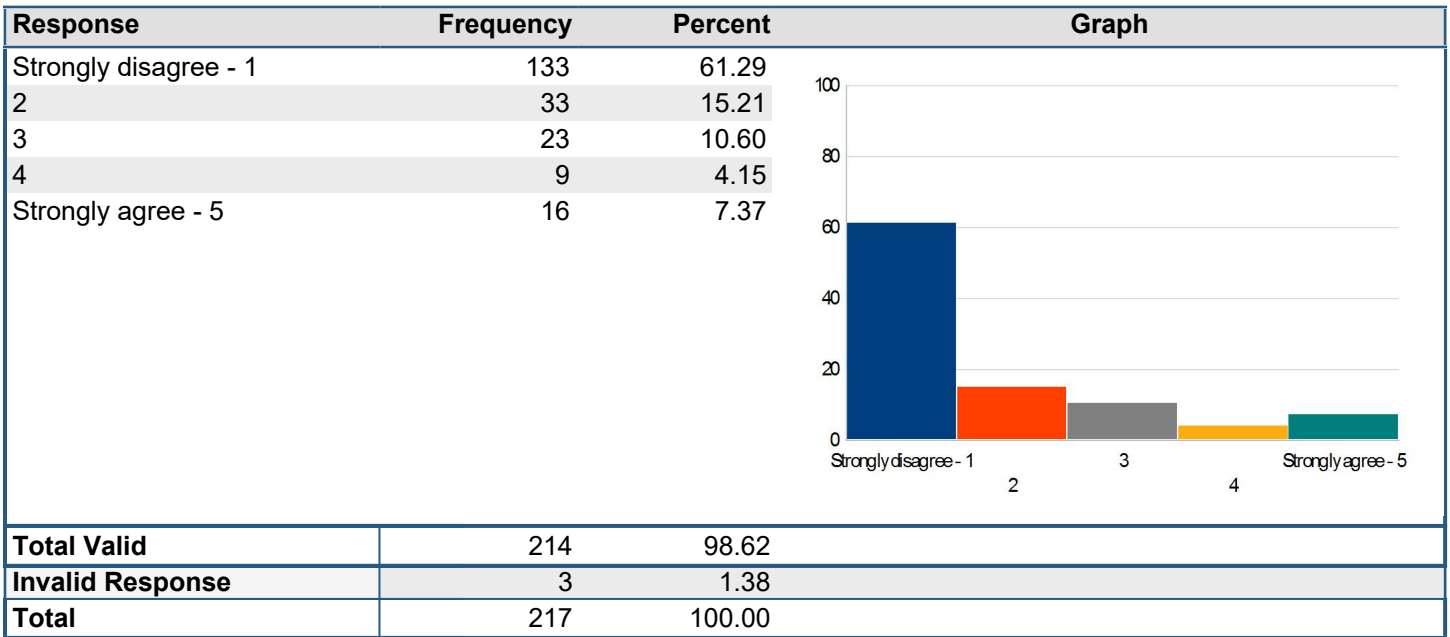
If someone goes to a room alone with another person at a party, it is their own fault if they are sexually assaulted.

Response	Frequency	Percent	Graph
Strongly disagree - 1	150	69.12	
2	22	10.14	
3	24	11.06	
4	10	4.61	
Strongly agree - 5	7	3.23	
Total Valid	213	98.16	
Invalid Response	4	1.84	
Total	217	100.00	

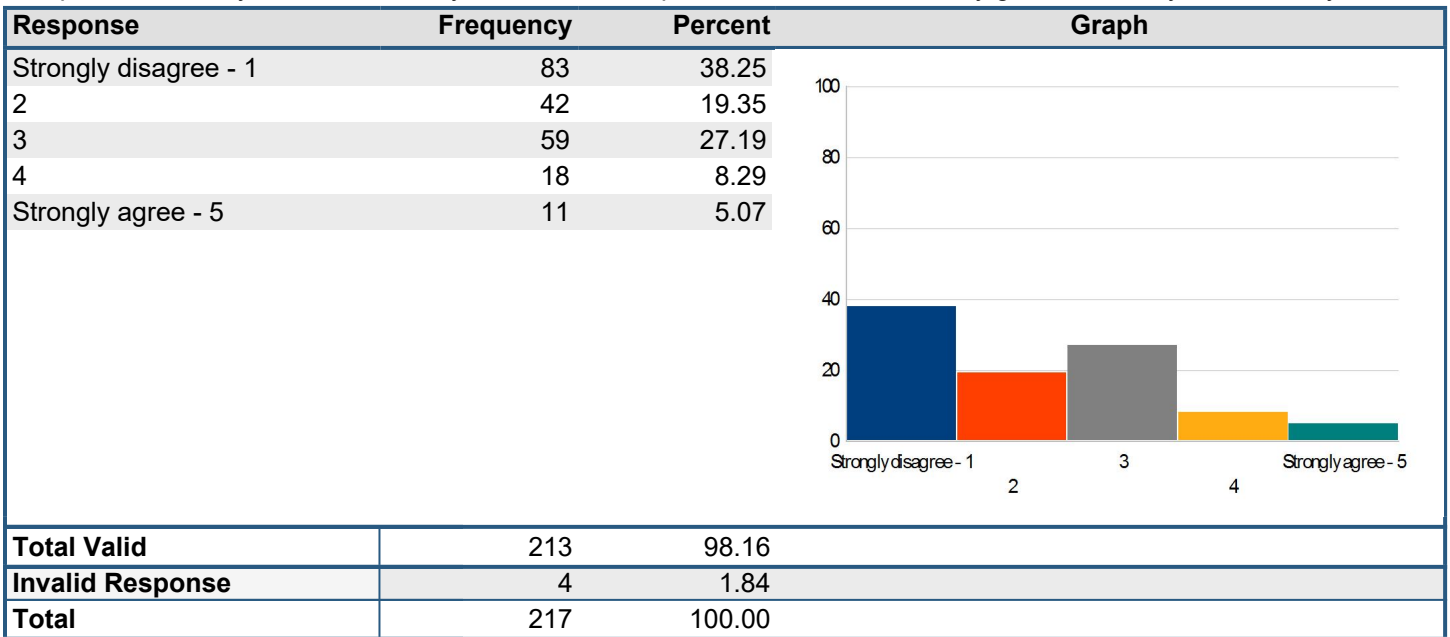
Sexual assault can happen when someone is hooking up with a lot of people.

Response	Frequency	Percent	Graph
Strongly disagree - 1	63	29.03	
2	21	9.68	
3	63	29.03	
4	26	11.98	
Strongly agree - 5	40	18.43	
Total Valid	213	98.16	
Invalid Response	4	1.84	
Total	217	100.00	

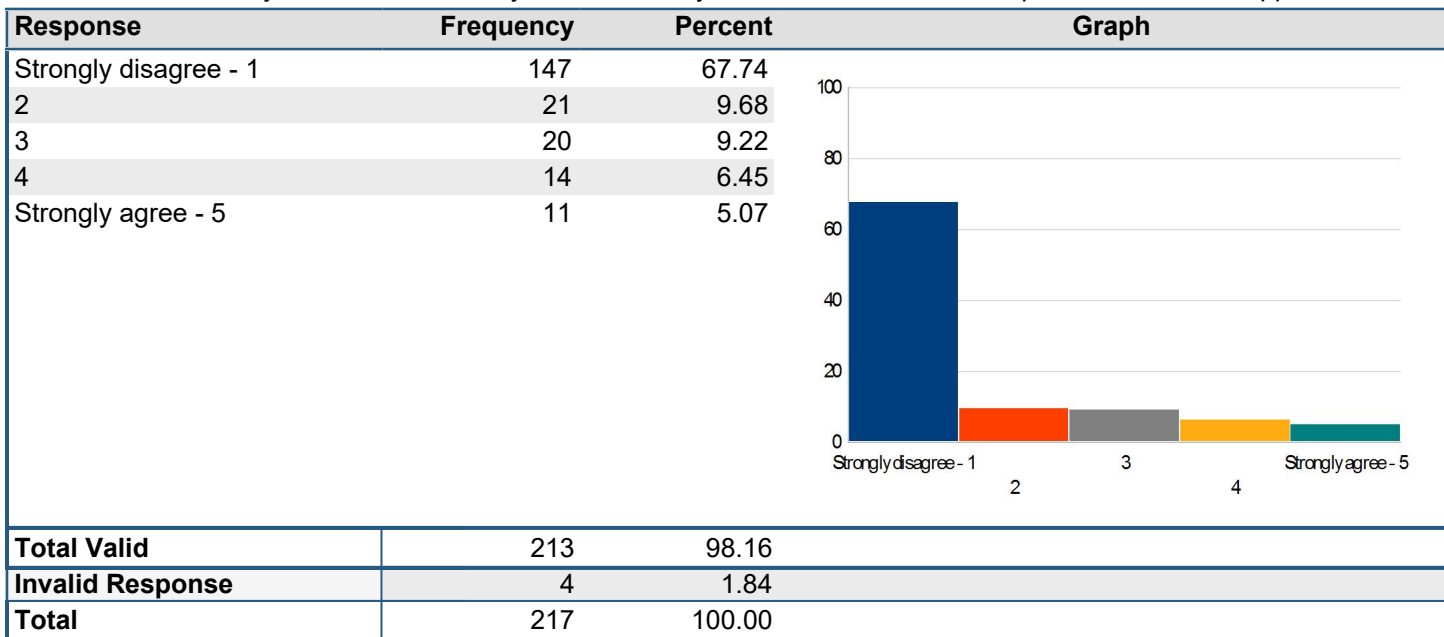
Sexual assault is unlikely to happen by someone you know.



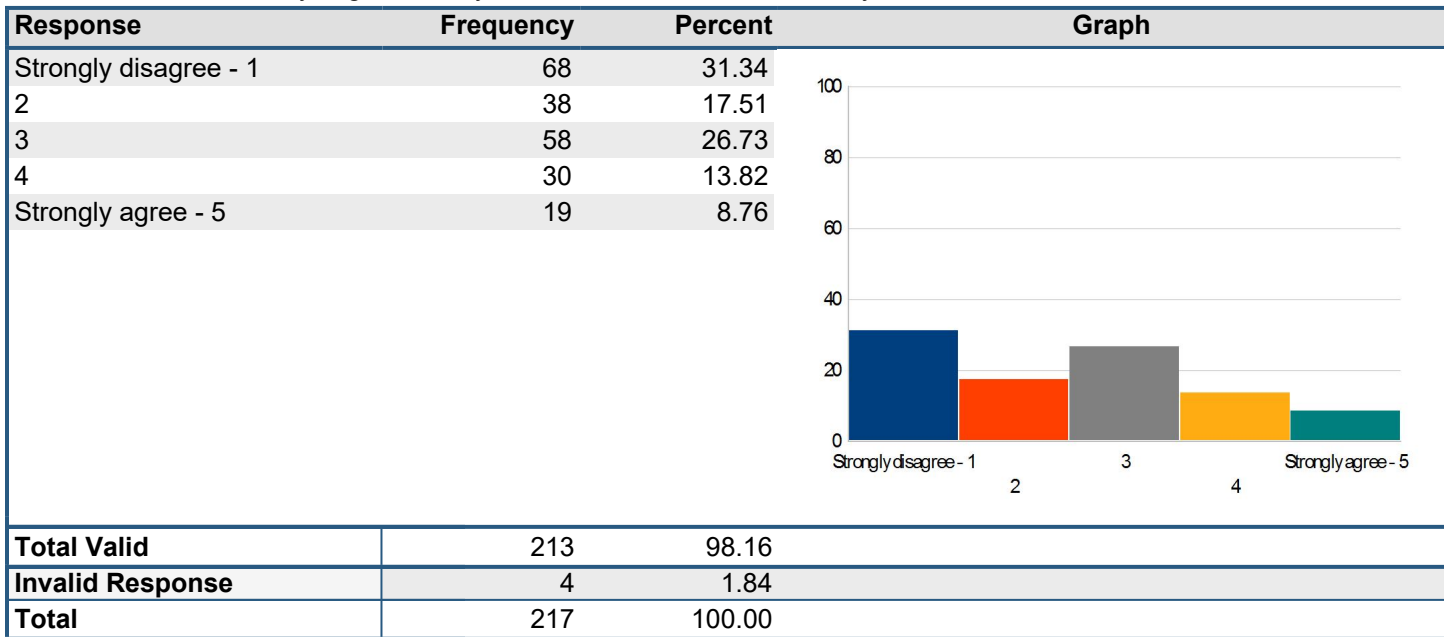
People don't usually intend to sexually assault another person, but sometimes they get too sexually carried away.



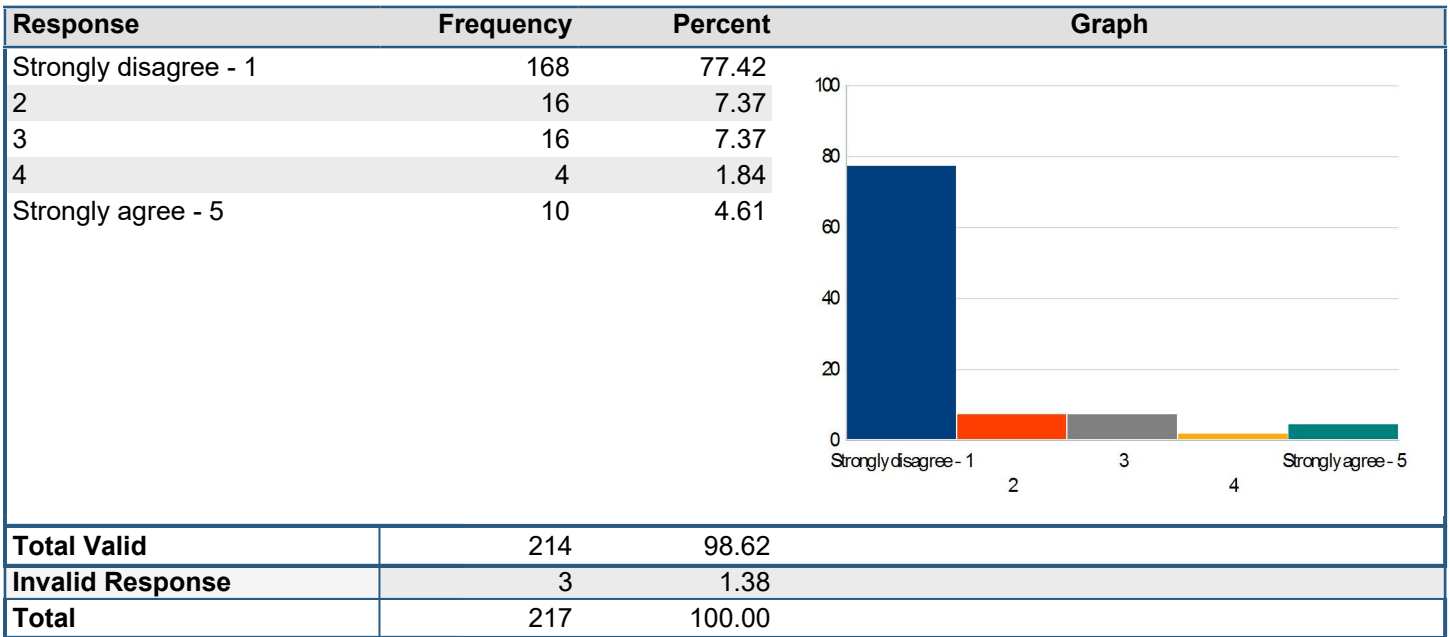
If someone is sexually assaulted while they are drunk, they are at least somewhat responsible for what happened.



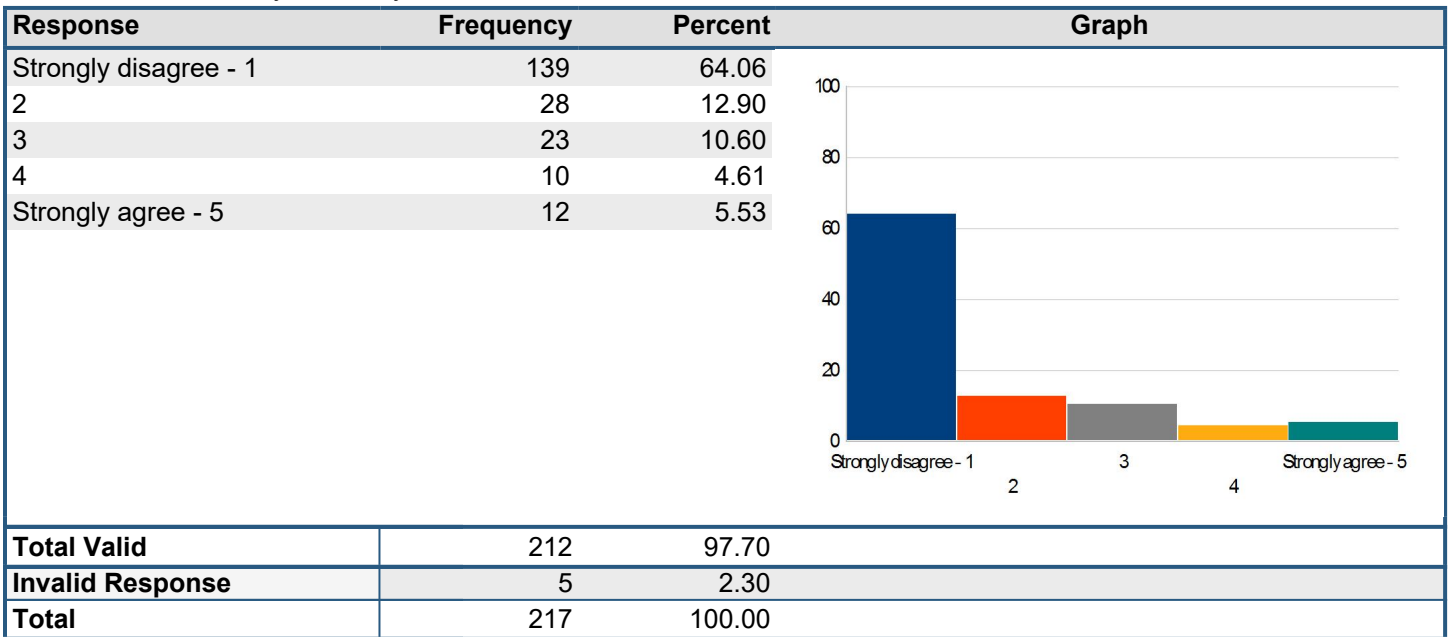
If someone is drunk, they might sexually assault someone unintentionally.



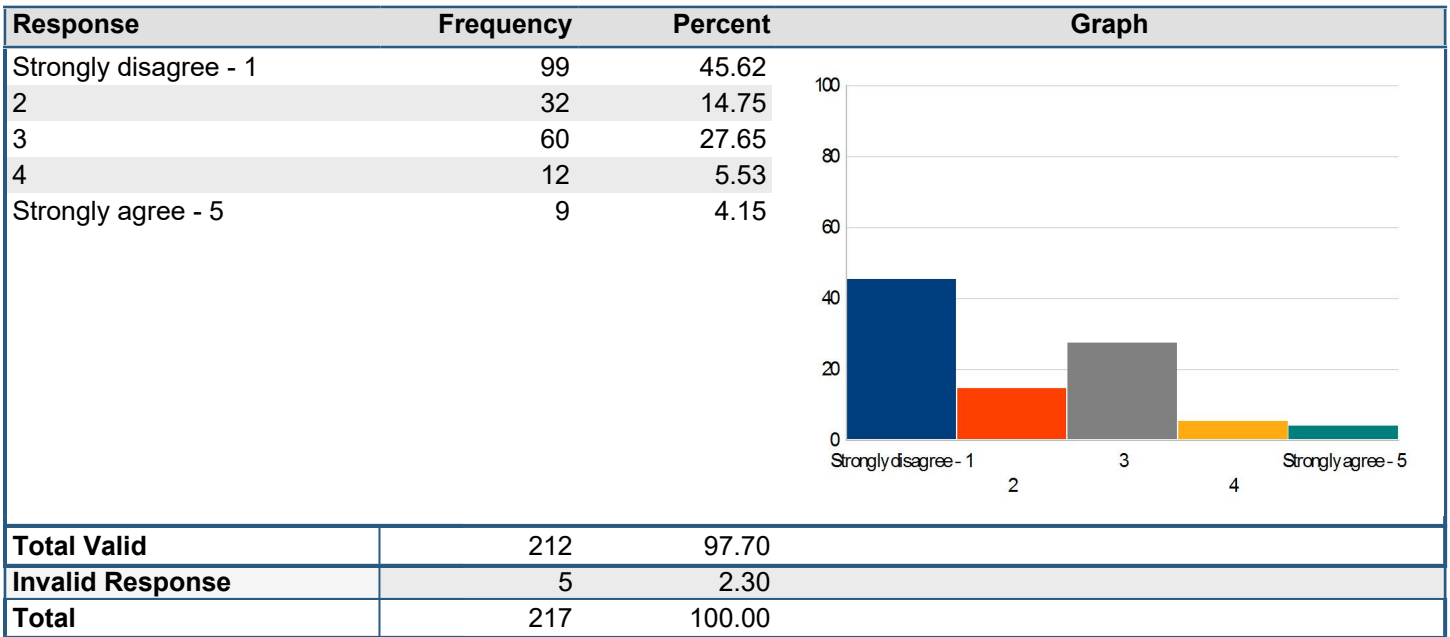
If someone doesn't physically fight back, you can't really say they were sexually assaulted.



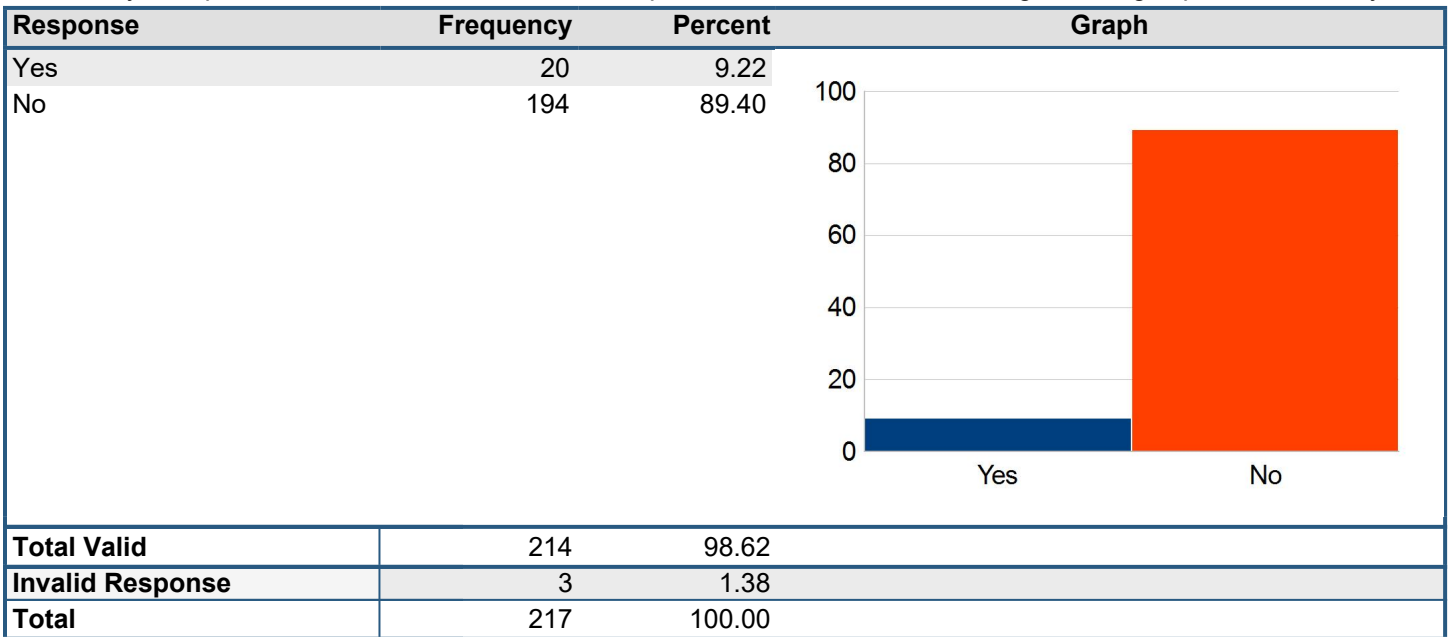
If someone doesn't say "no," they can't claim sexual assault.



Many times, people who say they were sexually assaulted agreed to have sex and then regret it.



20. Have you experienced unwanted behavior on campus, in an online class, or through a college sponsored activity?



21. If yes, what kind of unwanted behavior have you experienced? (select all that apply). If no, proceed to question 25.

Response	Frequency	Percent	Graph
Stalking	10	4.61	
Sexual harassment	11	5.07	
Relationship/domestic violence	2	0.92	
Touching of a sexual nature	9	4.15	
Sexual intercourse	3	1.38	
Oral sex	1	0.46	
Other	13	5.99	
Total Valid	30	13.82	
Invalid Response	187	86.18	
Total	217	100.00	

22. Did you tell anyone about the incident? If so, who? (select all that apply) If you did not tell anyone, proceed to question 23.

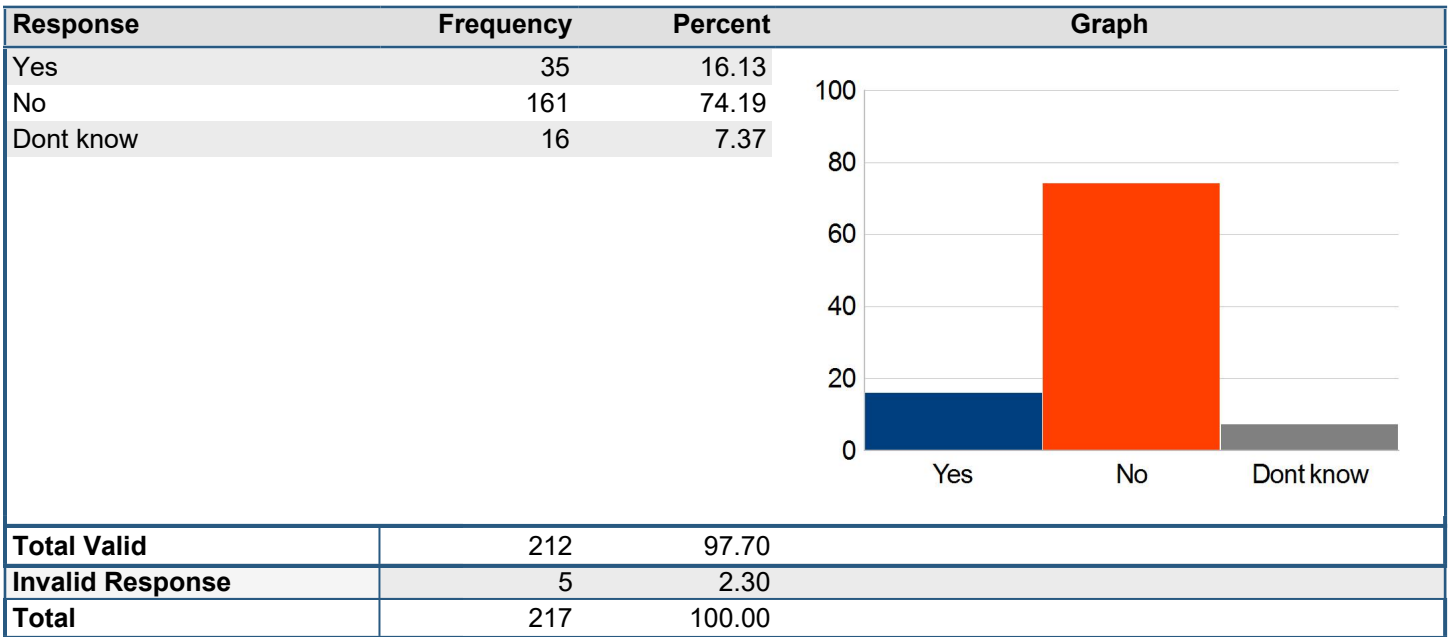
Response	Frequency	Percent	Graph
Roommate	3	1.38	
Close friend other than roommate	12	5.53	
Romantic partner	6	2.76	
Parent or guardian	4	1.84	
Other family member	3	1.38	
Healthcare provider clinician	1	0.46	
Title IX Coordinator	1	0.46	
Student Judicial Affairs	0	0.00	
Faculty or staff	4	1.84	
Police	2	0.92	
No one	12	5.53	
Other	5	2.30	
Total Valid	34	15.67	
Invalid Response	183	84.33	
Total	217	100.00	

23. If you did not tell anyone, please let us know why. (select all that apply)

Response	Frequency	Percent	Graph	
Wanted to forget it happened	9	4.15		
Ashamed/embarrassed	8	3.69		
Other	8	3.69		
Didnt think others would think it was serious	7	3.23		
I thought nothing would be done	6	2.76		
Didnt think the school would do anything about my report	6	2.76		
Didnt think what happened was serious enough to talk about	5	2.30		
Didnt want others to worry about me	5	2.30		
Had other things I needed to focus on and was concerned about class work etc.	5	2.30		
It is a private matter - wanted to deal with it on my own	4	1.84		
Didnt think others would understand	4	1.84		
Fear of not being believed	4	1.84		
Didnt think others would think it was important	4	1.84		
I feared others would harass me or react negatively toward me	4	1.84		
Didnt know reporting procedure on campus	4	1.84		
I thought I would be blamed for what happened	3	1.38		
Fear of retribution from the person who did it	3	1.38		
Concerned others would find out	3	1.38		
Didnt want the person who did it to get in trouble	2	0.92		
Feared I or another would be punished for infractions or violations	2	0.92		
Thought people would try to tell me what to do	1	0.46		
Total Valid	27	12.44		
Invalid Response	190	87.56		
Total	217	100.00		

24. If you selected Other, please specify.

25. Have you experienced unwanted contact while drinking alcohol or after?



26. Have you ever been drugged without your consent?

